

Dover Elementary Parent Teacher Organization, Inc.

Budget vs. Actual 2016/2017 School Year

Proposed 2017/2018 School Year Budget

Actual as of May 31, 2017

	2016/2017 School Year - Check Writing				2017/2018 School Year - Auction		
	Budget		Actual		Proposed New PTO Budget		
OPERATIONS	\$	%	\$	%	\$	%	Variance from PY
Cash Inflow:							
Check Writing Campaign /Auction	\$ 35,000	59%	\$ 36,165	52%	\$ 80,000	71%	\$ 45,000
Fundraising ①	\$ 6,051	10%	\$ 11,898	17%	\$ 9,150	8%	\$ 3,099
Directory & Excuse Pads	\$ 9,750	17%	\$ 8,960	13%	\$ 8,950	8%	\$ (800)
Books from the Heart	\$ 5,000	8%	\$ 6,000	9%	\$ 5,500	5%	\$ 500
Community Events ②	\$ 3,200	5%	\$ 4,234	6%	\$ 9,000	8%	\$ 5,800
Other③	\$ -	0%	\$ 1,860	3%	\$ 60	0%	\$ 60
Total Cash Inflow	\$ 59,001	100%	\$ 69,117	100%	\$ 112,660	100%	\$ 53,659
Cash Outflow:							
Curriculum Enrichment	\$ 39,225	45%	\$ 33,643	46%	\$ 39,670	36%	\$ 445
Classroom and Teacher Support	\$ 19,250	22%	\$ 14,455	20%	\$ 22,550	20%	\$ 3,300
Chickering Community④	\$ 13,950	16%	\$ 10,672	15%	\$ 5,500	5%	\$ (8,450)
Fundraising Expenses	\$ 4,200	5%	\$ 4,817	7%	\$ 23,750	21%	\$ 19,550
Books from the Heart+ CE Book Purchases	\$ 4,600	5%	\$ 4,963	7%	\$ 4,750	4%	\$ 150
PTO Administrative	\$ 3,445	4%	\$ 2,068	3%	\$ 2,600	2%	\$ (845)
Chickering Events ⑤	\$ 1,650	2%	\$ 1,919	3%	\$ 12,500	11%	\$ 10,850
Total Cash Outflow	\$ 86,320	100%	\$ 72,537	100%	\$ 111,320	100%	\$25,000
Net Operating Income (Loss)	\$ (27,319)		\$ (3,420)		\$ 1,340		
SPENDING FROM RESERVES							
Other Expenses Not Budgeted	\$ -		\$ -		\$ -		

Notes:

① Fundraising Includes Coffee Pond School Pictures, Dover Days, "Easy Money" (Box Tops, Amazon, Needham Bank Challenge Grant), Meadow Farms Catalog Sales

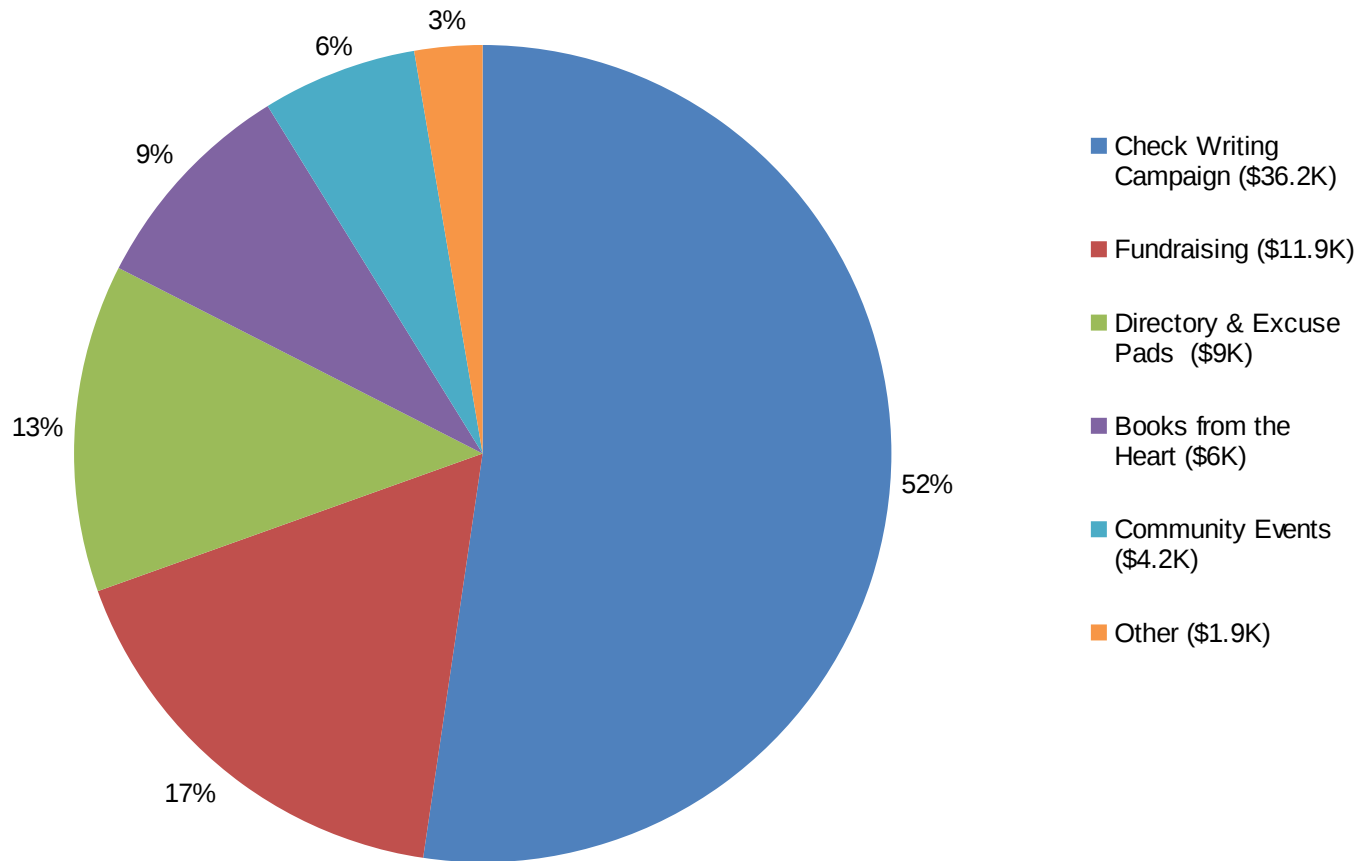
② Community Events Includes Ticket/Apparel Sales from Celtics Family Night, Family Game Night, Grade 5 Graduation , MFA trips

③ Other Includes Curriculum Enrichment Book Sales Commission, Charitable Grants and Interest Income

④ Chickering Community Includes Back to School Picnic, Communication, Metco Events, MFA, Volunteer Services, Grade 5 Celebration

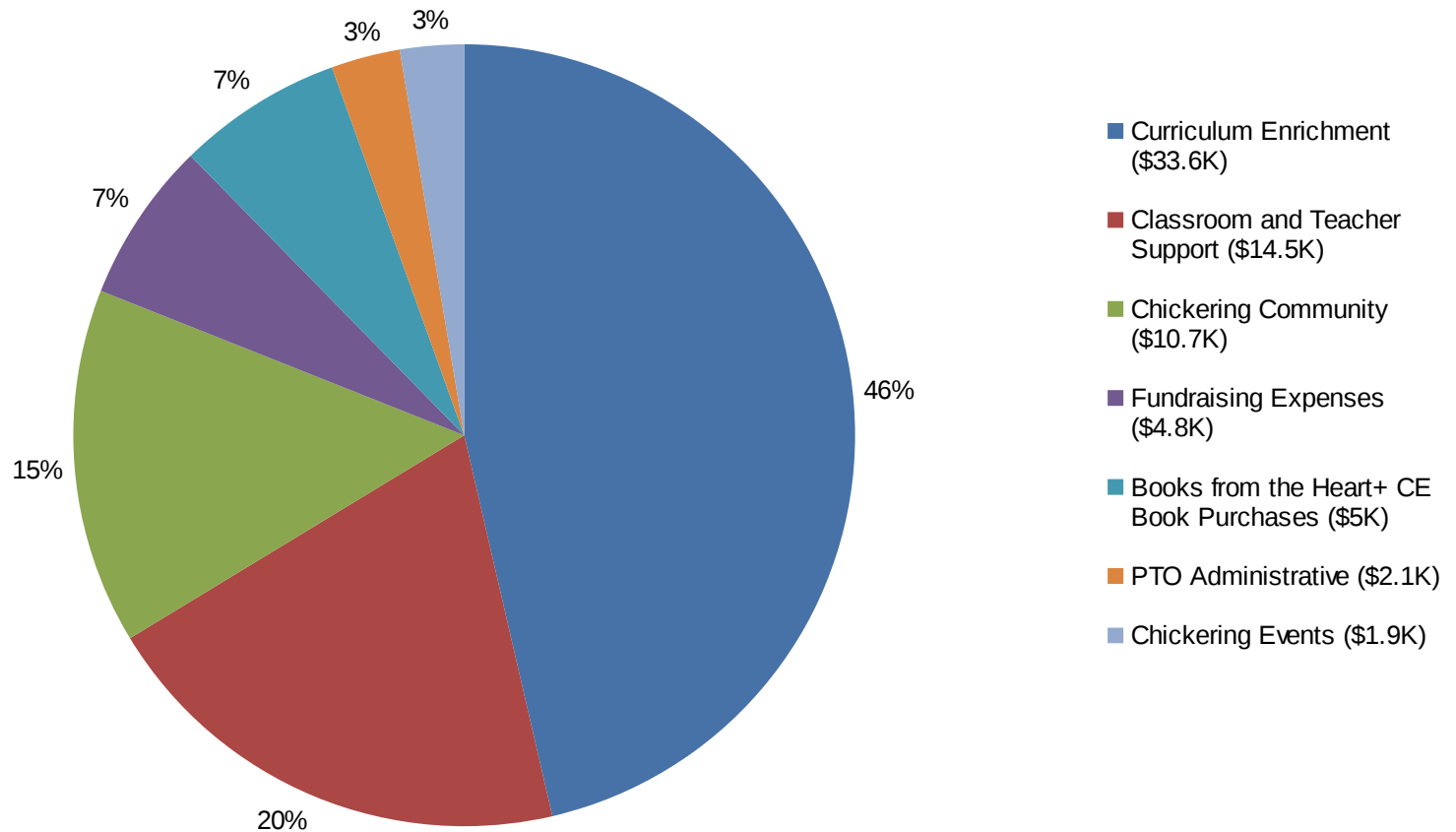
⑤ Chickering Events Includes Bike Safety, Family Game Night, Int'l Night, Movie Night, Science Fair

Sources of Cash Inflow



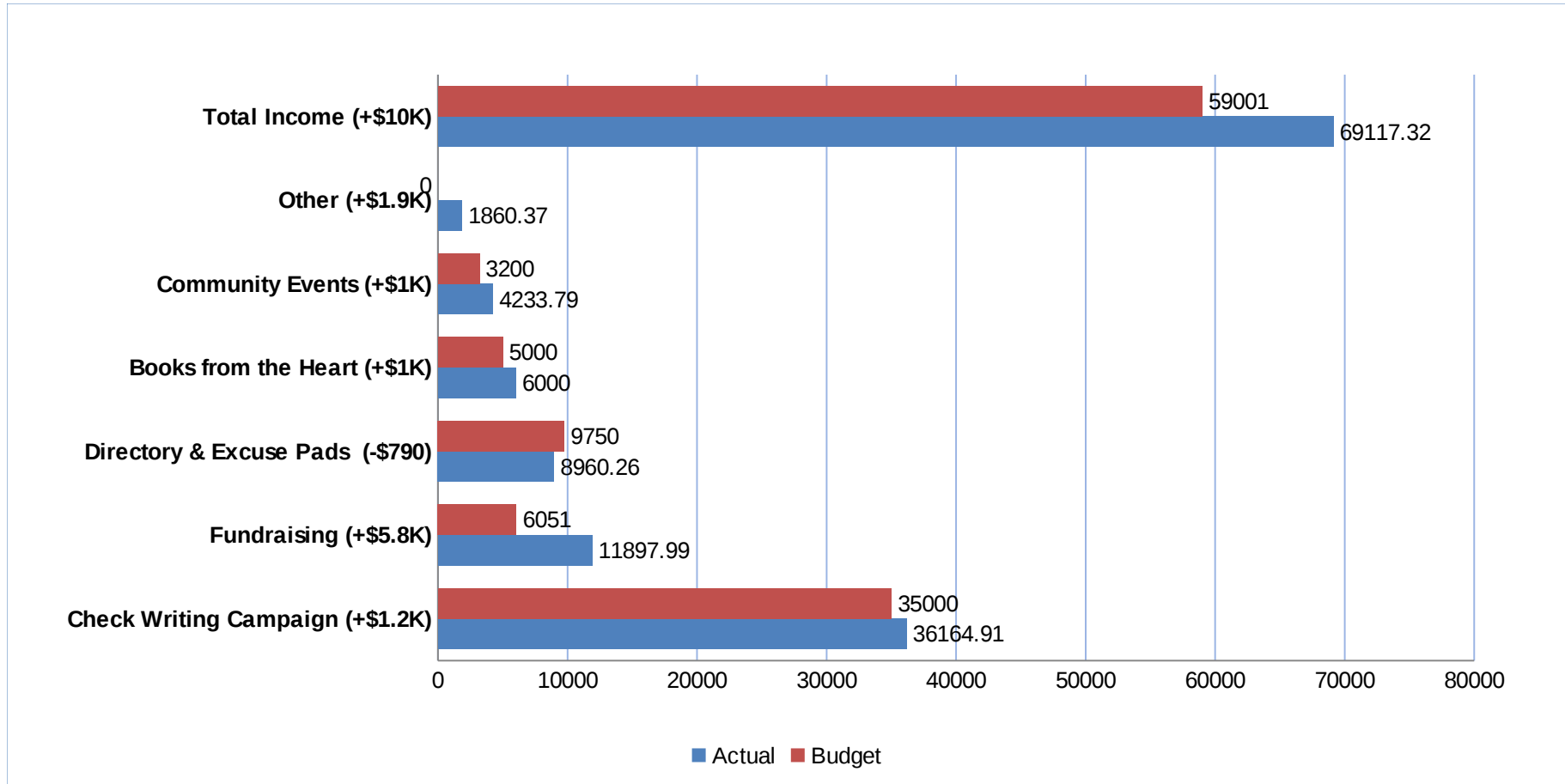
Data reflects time period of July 1, 2016 – May 31, 2017

Sources of Cash Outflow



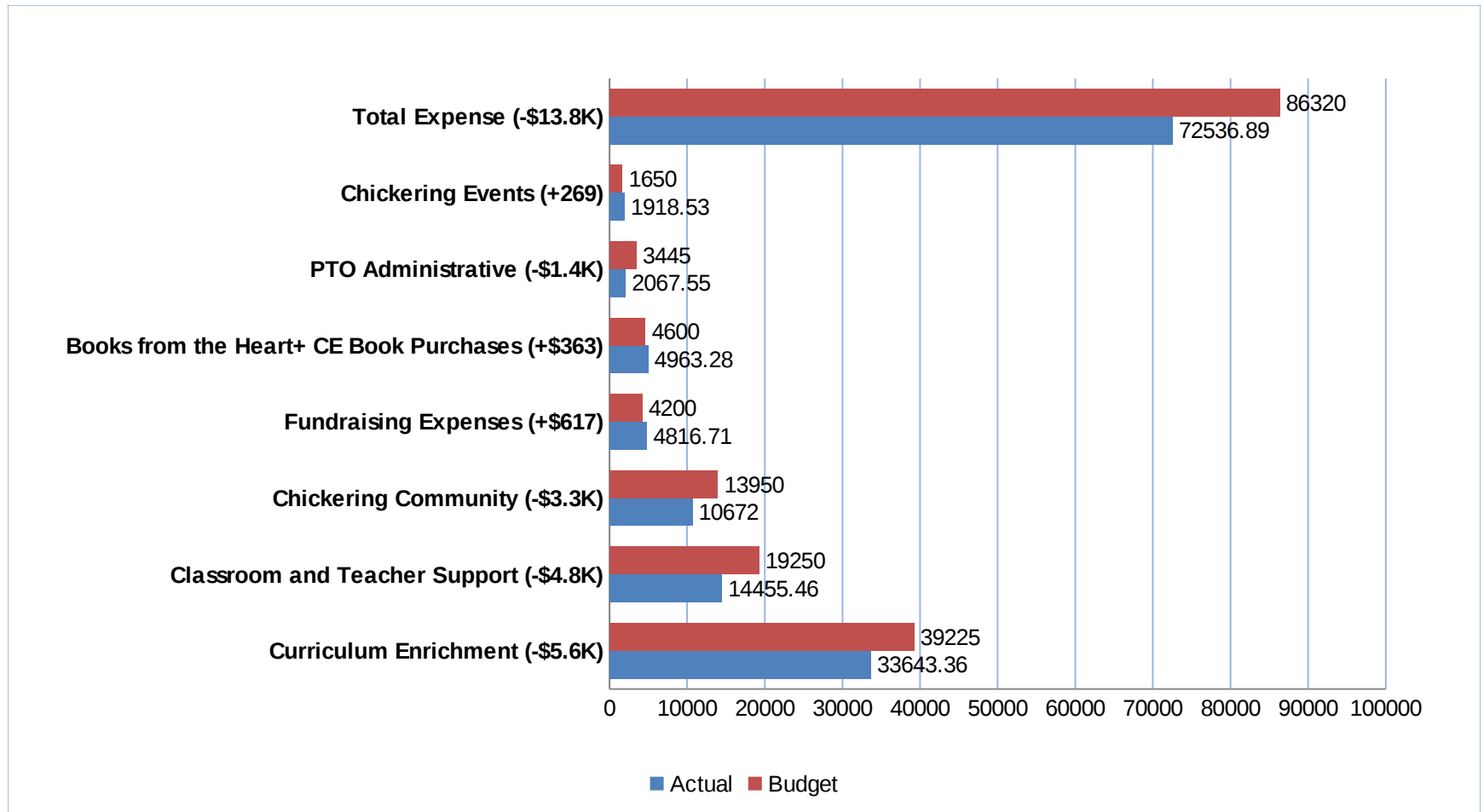
Data reflects time period of July 1, 2016 – May 31, 2017

Budget vs. Actual: Income



Data reflects time period of July 1, 2016 – May 31, 2017

Budget vs. Actual: Expense



Data reflects time period of July 1, 2016 – May 31, 2017